



**MAXIMO**

**KD iT**  
MAKING MAXIMO RELIABLE

**SPEED**

# What We Do – Making Maximo Reliable

**We are the Process Validation, Automation and Testing Experts**



**End to End  
Process validations**



**Workflow automation for  
role-based testing  
for Maximo**





**Optimized Performance for  
Maximo**



**Purpose built Audio Video Training for better end user adoption**




# Streamline User Acceptance Testing



Project: **Maximo Upgrade Test Plan**

Homepage

Test Planning & Test Designs / HSE Test Plan (End to End) / Maximo ... Planning / E2E - H. & Environment / Detailed Structure - Data / Test Steps

 Michael

New Folder

New TestCase

HSE Test Plan (End to End)

Maximo Design and Planning

E2E - Health, Safety & Environment

Choose Structure Screen

Detailed Structure - No Data

Detailed Structure - Data

High Level - No Data

High Level - Data

Hybrid - No Data

Hybrid - Data

Inventory Test Cases

Item Creation and adding it to storeroom

Release

Requirements

**Test Planning**

Test Execution

Defects

Analytics

Details

Version

**Test Steps**

Execution Tracking

Defects


Requirements

Attachment Log

Activity Log

Test Step Structure: **High level**

START EDIT



Export PDF

Table View

Process View

Test Design

Create an Item

Start

1. Create Item

2. Enter Description / Lot

3. Add additional details (rotating / condition / commodity / Order and Issue Unit)

4. Change status to Active

5. Add Item to Storeroom with Cost / Balance / Issue Unit

Inventory - Check...

6. Open the Inventory line with the Item created previously for the assigned storeroom

7. Input not required data to have more control : Bin location / ABC / Receipt Tolerance

8. Vendor Exists?

YES

9. Select an Existent Vendor and Manufactor

10. Change status to Active

End


Create a Company

11. Create a new Company

12. Insert all required data and additional information not requeried

13. Save Company




# Streamline User Acceptance Testing



Project: **Maximo Upgrade Test Plan**

Homepage

Test Execution Suites / Test Execution Suite One / Assign Testers

 Michael

OTHER EXECUTION SUITS

Details

Execution Planning

Execution



Report














































E-Approval


Progress Log

2. ASSIGN

Last updated: Today, 2:10 PM [Refresh](#)

Lead: 

		ASSIGNEE	EXECUTION METHOD	TEST SCOPE	OBJECTIVE
1	<a href="#">Update</a>	                                            			



**AUTOMATED  
WORKFLOW AND  
DATA VALIDATION**

# In Action – End to End Process Validation BOT Example



Fully Automated & Ready



Cloud based



DIY Executions –  
**Operate Yourself / Pre-Built and Ready**

## ROTATING ITEMS IN MAXIMO



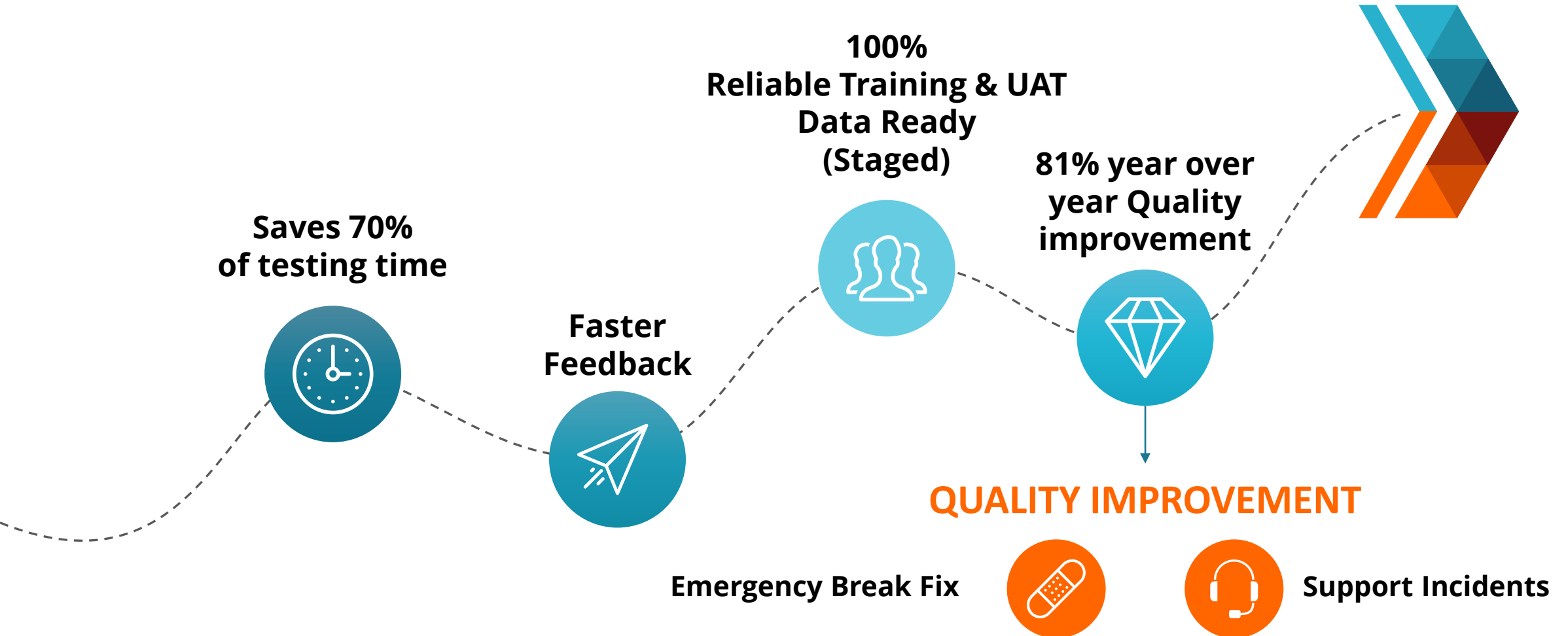
# **In Action (Click) – End to End Process Validation BOT Example**



# Benefits for Canadian Natural Resources



Canadian Natural







THANK YOU

Come to visit our Booth today